


# ***SOUND*OFF<sup>®</sup>**

**You'll Love *What You Can't Hear*<sup>®</sup>**

## **User's Guide**



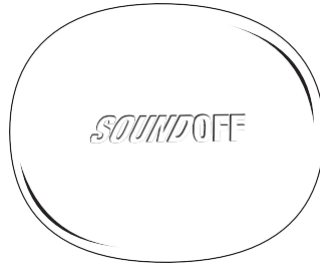
**Thank you for purchasing your SoundOff noise masking product. This patented technology should enable you to overcome unwanted noises and help give you a more comfortable nights' sleep.**

**The SoundOff product uses the SoundOffSleep Sound Technology.**


- Give yourself time to get used to your SoundOff earpieces. After a few days you will hardly know they are there.
- Please take a few minutes to read this user's guide. It will help you properly use your new SoundOff and enjoy the results.
- Keep these instructions for future reference.

Your new SoundOff noise masking product consists of:

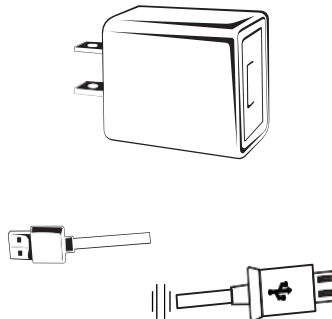
**Charger/Carrying Case**



**Earpieces (2)**



**Charger Cord**



**COMPLY**<sup>TM</sup>  
PREMIUM EARPHONE TIPS

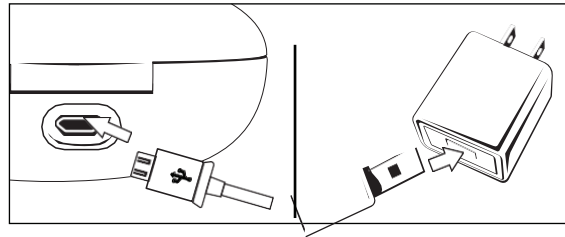


**Note:** Please read separate instructions for Comply Earphone Tips. You can also watch the video "Operating SoundOff" on our website to ensure you are getting the best SoundOff experience possible.


## Charging the Battery:

Initial charging time for your new SoundOff earbuds is approximately 2-3 hours. After that, the charging time varies depending on the battery state.

Plug the charger cord into a 120 volt outlet. Insert the mini USB end of the charger cord into the charger case.



Place each of the ear pieces into the charging docks in the charging case. The charging docks on the charging case are marked “R” for right and “L” for left.



- Once the earpieces are correctly inserted in the charging docks, the LED indicators on each earbud will be a solid red. This means they have a good connection to the charging connectors. If the LED lights stay on this means the earpiece batteries are charging. Note: If LED lights stay on for 3 seconds and turn off, this means the earbuds are fully charged.
- Although the SoundOff batteries are designed to last for 10 to 16 hours of use before they need to be recharged, we recommend nightly users reinsert the earpieces into the charger docks every morning when getting out of bed. This way, they will always be freshly charged for the next night's sleep.
- There is also a rechargeable battery in the charging case. When fully charged the charging case can recharge your SoundOff earbuds for up to 7 days before the charging case needs to be recharged. The white LED lights on the front of the charging case indicate the status of the charging case battery. Press the button to the right of the LED lights to check the status of the battery in the charging case. When fully charged

all 4 LED lights will be solid. If 3 lights are solid this indicates the charging case is about 75% charged. If 2 lights are solid this indicates the charging case is about 50% charged, and so on. **Press the button to the right of the LED lights to check the status of the battery.**

**\* Important:**

Before initial use, it is important to fully charge the batteries


**Instructions for Using Your SoundOff Earpieces:**

**Putting on SoundOff Earpieces:**

To use your SoundOff earpieces, start by rolling the foam tip of one of the earbuds into a cylinder (while it is on the SoundOff earbud). Once the foam tips are a cylinder simply insert the earbud in your ear while placing the ear hoop over your ear. Securely hold the earbud in place for about 20-30 seconds while the foam tip is shaping to your ear. Now do the same for the other earbud. You can now adjust the flexible ear hoops to fit your individual ears

**Turning on SoundOff / Volume Control:**

On / Off / Volume



Once you have found a good fit, cup your fingers over the top of the earbud to hold it in place then press and hold down the on/off button at the bottom of the earbud until you hear the SoundOffSleep Sound. What you are hearing is SoundOffSleep Sound. If you press/click the button again but do not hold it down, the volume will go up one level; press it again and it will go up another level. There are eight (8) volume levels. If you keep pressing/ clicking the buttons, the earpiece will simply cycle through all eight levels and start over again.

**Turning Off SoundOff:**

Once you have found the level that works for you, turn the earpiece off. To do this, just press and hold down the button until you do not hear the SoundOffSleep Sound.

The SoundOff earpiece will remember the volume level it was set at when it was turned off. When you turn it back on, it will return to that level. You do not have to continually set the volume to your preferred setting.

Now you are ready to use your SoundOff earpieces. When going to bed roll the foam tips into a cylinder and put the earpieces on. Hold them in place for 20-30 seconds while the foam tip shapes to your ear. Then turn them on, and relax to the soothing sound that will help you sleep. Please watch the video on

how to roll and shape the foam tips to your ear. This is a very important step in order for SoundOff to work effectively. You can watch the video at [soundoffsleep.com](http://soundoffsleep.com). Click on videos, then click on Operating SoundOff.

**Important Comfort Tip:**

**For those who sleep on their side, SoundOff users have found sleeping with their ear placed in the gap created by placing two pillows together will relieve any pressure on the ear from the SoundOff earpiece. This works very well for those with sensitive ears.**

**Using SoundOff:**

The SoundOff noise masking product is designed to effectively mask sounds that prevent or interrupt a person's ability to sleep, such as snoring or other bothersome noises in the environment. These patented earpieces are specifically designed to be extremely comfortable while worn during sleep. After a few days, you will hardly know they are there.

**You'll love what you can't hear.**

**SoundOffSleep Sound:**

The sound technology used to mask noise in the SoundOff product is a proprietary "shaped" pink noise that effectively masks the frequencies of snoring and other common noises that disturb sleep. This sound was developed by one of the top Ph.D.s in psycho acoustics. We refer to this sound as the "SoundOffSleep sound."

Clearly, millions of people need both more and better sleep. Adding SoundOffSleep sound to your sleep routine may bring you closer to a good night's sleep and feeling refreshed in the morning.

**Limited Warranty:**

SoundOff warrants this product against defects in materials and workmanship for a period of 12 months from the date of purchase. This warranty does not apply to damage caused by accident, abuse, misuse, or misapplication.

- When the product is returned for warranty services, it should be bubble wrapped and packaged in a box acceptable for shipping. If it is determined a warranty claim is valid, SoundOff will, at its sole option, replace or repair the product and deliver it back to the customer in a timely fashion. Go to [www.soundoffsleep.com](http://www.soundoffsleep.com) for shipping information.
- The maximum liability of SoundOff under this limited warranty shall not exceed the actual purchase price paid for the product. SoundOff shall not be liable under any circumstances for the indirect, special, incidental, or consequential damages of any kind, or for damages resulting in any way from faulty or improper use of the product.

## **Battery Handling and Precautions:**

- The battery does not have to be completely discharged in order to charge it. You can charge the battery at any time.
- Never leave the battery in a discharged state. Charge after each use and before storage.
- Avoid extreme temperatures when charging the battery. Battery charging should occur within the temperature range of 32 degrees F (0 degrees C) to 95 degrees F (35 degrees C).

This device complies with Part 15 of the FCC rules. Operation is subject to the following two conditions: (1) This device may not cause harmful interference, and (2) this device must accept any interference received, including interference that may cause undesired operation.

## **Safety Information:**

To reduce the risk of fire or electric shock, do not expose the battery or charger to rain or moisture.

Do not expose the charger to dripping or splashing of liquids.

The battery charger must be used indoors. It is neither designed nor tested for use outdoors, in recreation vehicles, or on boats.

Charge the battery only on a charger provided by the manufacturer.

Do not continue charging the battery if it does not reach full charge within the specified charging time. Doing so may cause the battery to become hot, rupture, or ignite. If you see any heat deformation or leakage, stop charging immediately and properly dispose of the device.

If any leaked electrolyte gets into eyes, rinse eyes with clean running water and seek immediate medical attention, otherwise injury may result.

Do not expose the battery to temperatures greater than 140 degrees F (60 degrees C). If exposed to excessive heat, the battery can catch fire and explode.

Do not place the battery in direct sunlight, or use or store inside cars in hot weather where it can be exposed to temperatures in excess of 140 degrees F (60 degrees C). Doing so may cause the battery to generate heat, rupture, or ignite. Using the battery in this manner may also result in a loss of performance and a shortened life expectancy.

Do not hit the battery with a hammer step on, throw, or drop it to expose it to a strong shock.

Do not pierce the battery with a sharp object, such as a nail. Do not crush, dent or deform the battery in any way. If the battery becomes deformed, properly dispose of the device. The battery used in this device may present a risk of fire or chemical burn if mistreated. Do not disassemble, heat above 140 degrees F (60 degrees C), or incinerate.

## **Cautions:**

Do not allow the battery to get wet. Avoid using in high humidity environments. Avoid electrostatic discharge to the battery.

Do not drop or sit on the earpieces or allow them to be immersed in water.

Do not use the SoundOff earpieces at a higher volume than what you are comfortable with (the maximum volume on the SoundOff earpiece is below the OSHA prescribed standard for long term use of 80 decibels).

Do not use the SoundOff earpieces while operating a motor vehicle on a public road, or where the inability to hear outside sounds may present a danger to you or others.

US Patent Numbers:

D636,598 S - D623,859 S - 8,019,092 B2 - D625,297

Made in China